

# Aqua Zoom



Zoom Aqua Quill Shape Dimensions(mm):

3200 x 1155 Max

Pole below water 840mm

Zoom Aqua Feather Shape Dimensions(mm):

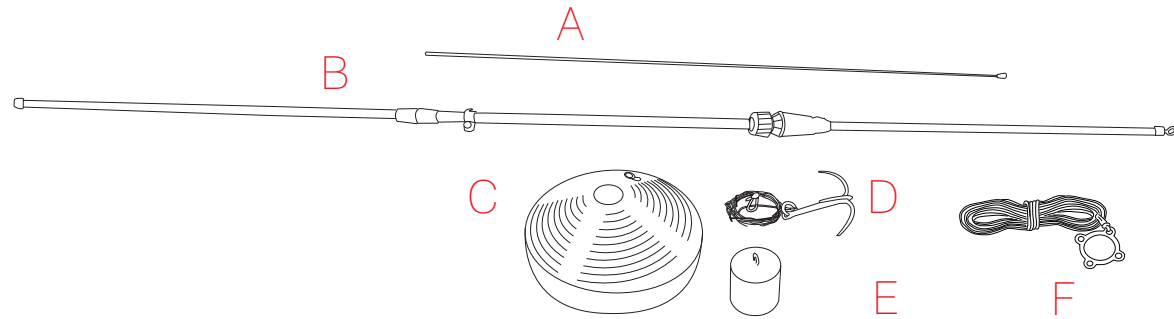
3700 x 785 Max

Pole below water 840mm

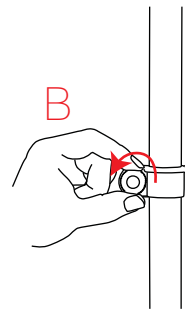
Min water depth 1200mm Max water Depth 3400mm



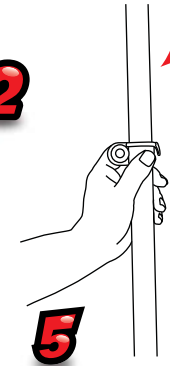
NB: Before use in water tether to a secure point with easy access for removing from water using the tether rope supplied, Also be sure to move base bracket upto joint on pole B.



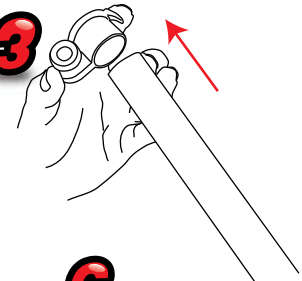
**1**



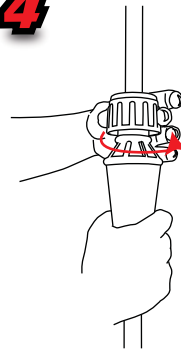
**2**



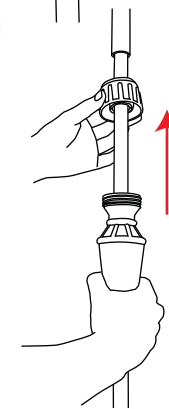
**3**



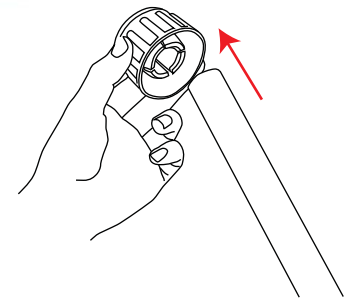
**4**



**5**



**6**



# Aqua Zoom

